



# Dynavector Te Kaitora Rua Cartridge

## Instruction Manual

### ■ Description

The original Te Kaitora cartridge the result of a collaboration between Dynavector Japan and Dynavector New Zealand embarked analogue enthusiasts worldwide on a voyage of discovery to the outer extremities of vinyl reproduction.

Te Kaitora Rua (Discoverer Two) continues to scale these heights by incorporating many of the features of its Dynavector stablemates XV-1s and XX-2 yet retaining its original silk like treble and openness.

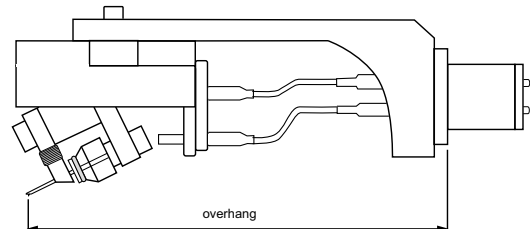
### ■ Features

1. The wire for the coil has been changed to the PCOCC cooper wire from the silver wire. It sounds a much smoother and has a much better musical performance.
2. A titanium headpiece for maximum ridgity along with a miniature stainless steel bolt coupling the front and rear yokes to the magnetic circuit assembly.
3. A 6mm long boron cantilever with the Pathfinder (PF) line contact stylus as used with both Dynavector XV-1s and XX-2.
4. The ingenious square shaped armature and matching square shaped aperture in the front yoke providing much improved linearity in the magnetic flux distribution.
5. Alnico magnets are used for high magnetic flux density.
6. The wait is over after nine years of Te Kaitora bliss the new Te Kaitora Rua invites you to embark and once again experience the unique.



### ■ Fixing to the headshell

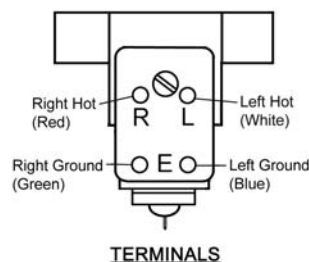
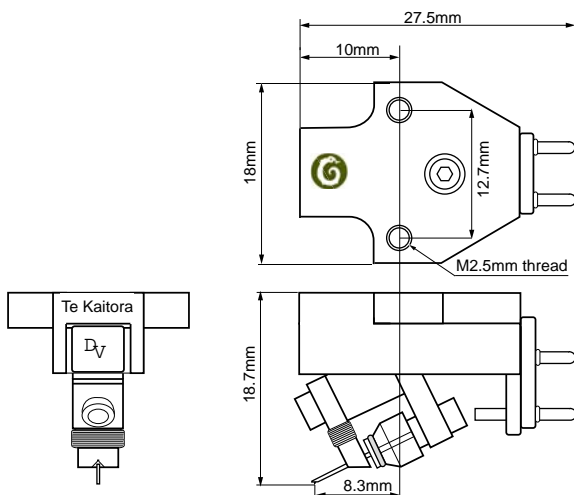
The thread size of the mounting holes of the Te Kaitora Rua is M2.5, so please use the enclosed screws to mount the cartridge. The cartridge should be aligned according to the arm manufacturers instructions. They will normally supply a protractor for this purpose.



### ■ Connection

Connect the lead wires from the headshell to each pin shown below. Best performance is obtained if you use the enclosed lead wires that are 6N copper wire.

Please note that you should check "Absolute Phase" to your systems when you could not obtain a good result. Because Te Kaitora Rua is a very sensitive cartridge to "Absolute Phase".



## ■ Stylus Cleaning

Keep your records clean. Dust causes record wear and sonic distortion. When cleaning the stylus, use the soft brush supplied with the cartridge. Brush only from back to front to avoid damage to the stylus assembly. If a dark deposit like tan should appear on the stylus tip, always use the soft brush with a minimum amount of the high quality stylus cleaning fluid. No-alcohol stylus cleaning fluid is recommended in a routine maintenance. We do not recommend to use commercial cleaning vibrators.

## ■ Stylus Replacement and Warranty

Dynavector operate an exchange scheme for the Te Kaitora Rua which entails rebuilding the cartridge. The rebuild includes replacing all moving parts, ie the cantilever and stylus assembly as well as the coils and suspension. This allows replacement stylus cost to be minimised.

To qualify for an exchange please return the cartridge to your dealer or national distributor.

The cartridge is guaranteed for a period of one year from date of purchase against electrical and mechanical defects excluding user's mishandling or abuse.

If there is any problem please consult your authorised dealer first for service. Should it prove necessary to return the cartridge to the factory, you should return the defective cartridge to your dealer or national distributor, together with the warranty card. Please keep your original packing for safe shipping.

## ■ Specifications

Type	: Low output moving coil cartridge with Alnico magnet and Flux Damper
Output voltage	: 0.26mV (at 1KHz, 5cm/sec.)
Frequency response	: 20 - 20,000Hz ( $\pm$ 1dB)
Channel separation	: 30 dB (at 1KHz)
Channel balance	: 1.0 dB (at 1KHz)
Compliance	: $10 \times 10^{-6}$ cm/dyne
DC resistance	: R= 6 ohms
Stylus tip	: PF Line contact shape stylus radius 7 x 30 micron
Cantilever	: 6mm length 0.3mm dia. solid boron
Recommended load	: more than 30 ohms
Tracking force	: 1.8 - 2.2 g
Weight	: 9.8g



## Dynavector Systems Ltd

16-15 Iwamoto-cho 2-chome Chiyoda-ku  
Tokyo 101-0032 Japan  
Phone 813-3861-4341 FAX 813-3862-1650  
<http://www.dynavector.co.jp/>