



# Dynavector DRT XV-1s Cartridge

## Instruction manual

### ■ Description


The original XV-1 cartridge was designed to take the reproduction of analogue recording to new heights. The XV-1 achieved a standard of performance that was clearly in a league of its own. Dynavector have always remained indifferent to the endless digital formats that propret to be the next breakthrough in music reproduction, safe in the knowledge that the vast heritage of music recorded on vinyl can easily equal, if not clearly out perform these new formats. Dynavector are seriously committed to ensure the vinyl enthusiast is well catered for and the XV-1s is further proof of this on going commitment; yet another ground breaking product, uniquely Dynavector and flagship of the brilliant Dynavector cartridge range.

At a glance, the XV-1 was always different from all cartridges that have gone before. Its magnetic circuit comprises 8 small ALNICO magnets. The magnetic path is divided into two - In the magnetic gap, a specially designed magnetic flux equalizing piece is placed. On the front yokes, magnetic stabilizing coils are wound. By this special combination, the magnetic field becomes widely homogeneous and more linear than the conventional magnetic design that is common in existing MC cartridges.

Dynavector continue to research and have pushed the boundary further with the new XV-1s. Although the specifications remain the same a significant up upgrade in both magnetic and body parts achieve a startling improvement in imaging, along with a smooth as silk extension over the entire frequency range.

### ■ Principal Improvements

The XV-1s is the latest evolution of Dynavector design and features the advanced multi magnet design that stabilizes the magnetic flux density between the front yoke and the equalizer component, around the air gap.

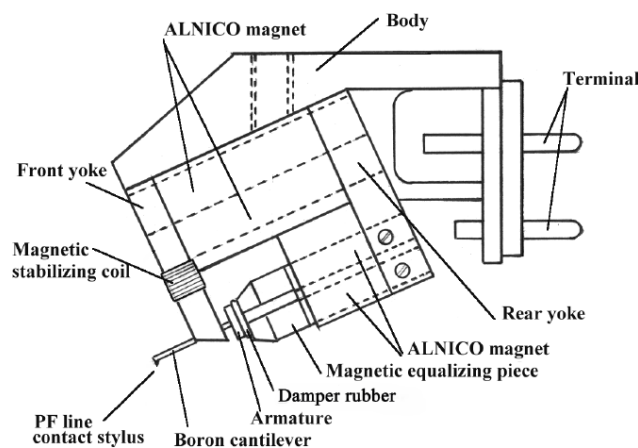


The XV-1s also features a revolutionary square shaped front aperture with a matching square shaped armature this enables the moving coil wound armature to move in an equalized and stable magnetic flux.



Although slightly smaller in dimension the front yoke aperture is also square shape to match the armature along with a square shaped counterbore to the equalizer component part.

As result the XV-1s breathes new life into analogue recordings old or new. A serious advancement in analogue music reproduction.



## ■ Fixing to the headshell

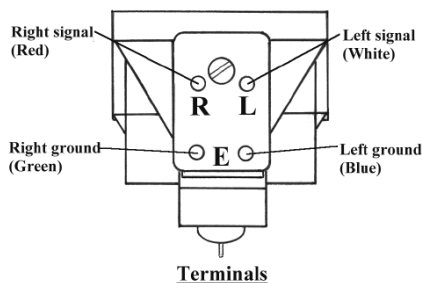
The thread size of the mounting holes of the XV-1 is M2.5, so please use the enclosed screws to mount the cartridge. Please note that the mounting holes are 4mm depth. Screws that are too long will damage the cartridge body.

The cartridge should be aligned according to the arm manufacturer's instructions. They will normally supply a protractor for this purpose.

## ■ Connection

Connect the lead wires from the headshell to each pin shown below. Best performance is obtained if you use the enclosed lead wires that are 6N copper wire.

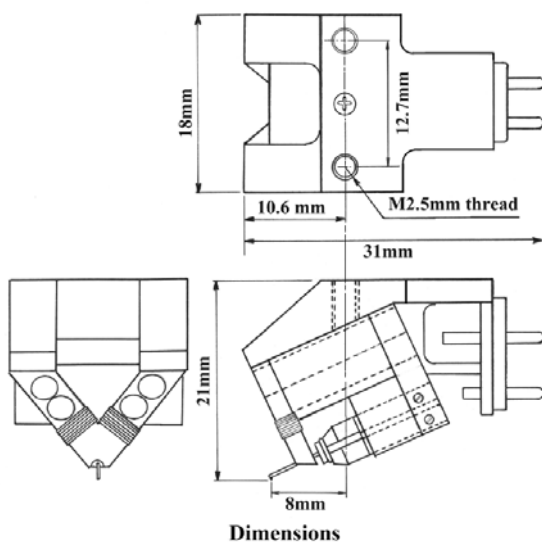
Please note that you should check "Absolute Phase" to your systems when you could not obtain a good result. Because XV-1s is a very sensitive cartridge to "Absolute Phase".



## ■ Stylus Cleaning

Keep your records clean. Dust causes record wear and sonic distortion. When cleaning the stylus use the soft brush supplied with the cartridge. Brush only from back to front to avoid damage to the stylus assembly. If a dark deposit like tan should appear on the stylus tip, always use the soft brush with a minimum amount of high quality stylus cleaning fluid. No-alcohol stylus cleaning fluid is recommended in a routine maintenance.

We do not recommend to use commercial cleaning vibrators.



## ■ Stylus Replacement and Warranty

Dynavector operate an exchange scheme for the XV-1s which entails rebuilding the cartridge. The rebuild includes replacing all moving parts, ie the cantilever and stylus assembly as well as the coils and suspension. This allows replacement stylus cost to be minimised.

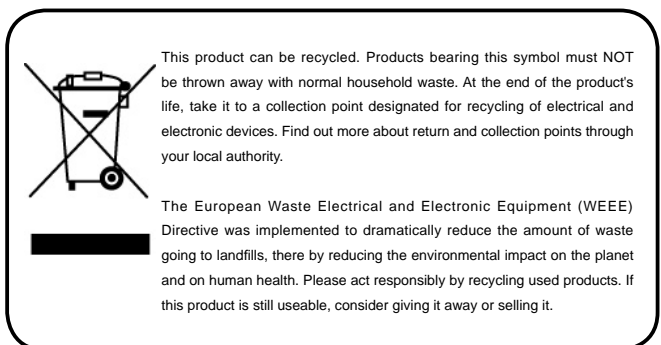
To qualify for an exchange please return the cartridge to your dealer or national distributor.

The cartridge is guaranteed for a period of one year from date of purchase against electrical and mechanical defects excluding user's mishandling or abuse.

If there is any problem please consult your authorised dealer first for service. Should it prove necessary to return the cartridge to the factory, you should return the defective cartridge to your dealer or national distributor, together with the warranty card. Please keep your original packing for safe shipping.

## ■ Specifications

Type	: Low output moving coil cartridge with Multi alnico magnets and Flux Damper
Output voltage	: 0.3mV (at 1KHz, 5cm/sec.)
Frequency response	: 20 - 20,000Hz ( $\pm 1$ dB)
Channel separation	: 30 dB (at 1KHz)
Channel balance	: 1.0 dB (at 1KHz)
Compliance	: $10 \times 10^{-6}$ cm/dyne
Impedance	: R= 6 ohms, L= 18 micro Henry
Stylus tip	: PF Line contact shape stylus radius: 7 x 30 micron
Cantilever	: 6mm length 0.3mm dia. solid boron
Recommended load	: more than 30 ohms
Tracking force	: 1.8 - 2.2 grams
Weight	: 12.6gmas



## Dynavector Systems Ltd.

16-15 Iwamoto-cho 2-chome Chiyoda-ku  
Tokyo 101-0032 Japan  
Phone +81(0)3-3861-4341 FAX +81(0)3-3862-1650  
<http://www.dynavector.com/>