



# Dynavector DRT XV-1t Cartridge

## Instruction manual

### ■ Description

In 1999 Dynavector released the revolutionary DRT XV-1 stereo cartridge that pioneered the unique topology that included 8 Alnico magnets, magnetically stable front yokes, square shaped front armature within the rather spectacular deep "v" shaped front elevation.

Combined with Dynavector's patented "Flux Damping" this cartridge quickly became the world-wide benchmark for music lovers and the audio press alike.


The subsequent flagship design for Dynavector the XV-Is released in 2002 refined and improved the technology. Retaining the patented Flux Dumping but included the magnetically stable front yoke with the unique square shaped aperture and improved magnetic equalizing component, all encompassed in an African Ebony body to provide further stability for the magnetic components.

First inspection of the new DV XV-It reveals that although it is unmistakably Dynavector, the body beautiful is Urushi lacquered over a precision machined component of heat treated bamboo that has been assiduously selected for both design, elegance and acoustic performance.

Dynavector's patented Flux Damping process has been retained in concert with new ground breaking innovations that will quickly establish the XV-It as not only the Dynavector flagship but set the contemporary standards in analog music reproduction.

Technology abounds within the XV-It but the Dynavector "rai-son d'etre" is making the technology invisible and allowing the music to emerge like never before.

A silky smoothness is added to the musical reality which the XV cartridges have previously exhibited and as a result each instrument, performer or group is clearly imaged with a warm and rich presence. Dynavector believe that this emotive musical experience cannot be achieved by a digital source and with the XV-It they have created a "Super Analog World".

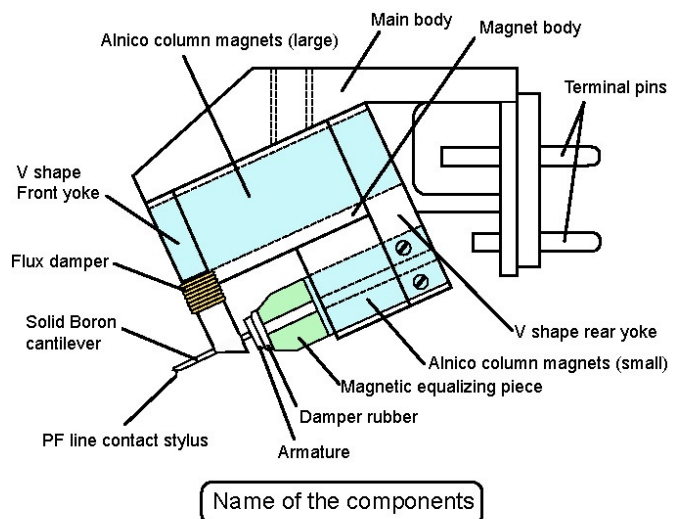


### ■ Principal Improvements for the XV-It

(1) The unique square shaped armature manufactured from a carefully selected material that is both corrosion resistant and impervious to age deterioration.

(2) 16 micron coil windings that only Dynavector can manufacture are wound around square shaped armature to match the square shaped hole in front yoke.

(3) Alnico column magnets to stabilize the magnetic circuits and increase linearity of the magnetic distribution within the air gap.



## ■ Fixing to the headshell

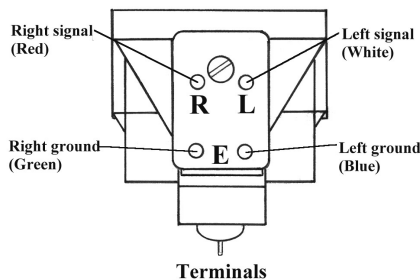
The thread size of the mounting holes of the XV-1 is M2.5, so please use the enclosed screws to mount the cartridge. Please note that the mounting holes are 4mm depth. Screws that are too long will damage the cartridge body.

The cartridge should be aligned according to the arm manufacturers instructions. They will normally supply a protractor for this purpose.

## ■ Connection

Connect the lead wires from the headshell to each pin shown below. Best performance is obtained if you use the enclosed lead wires that are 6N copper wire.

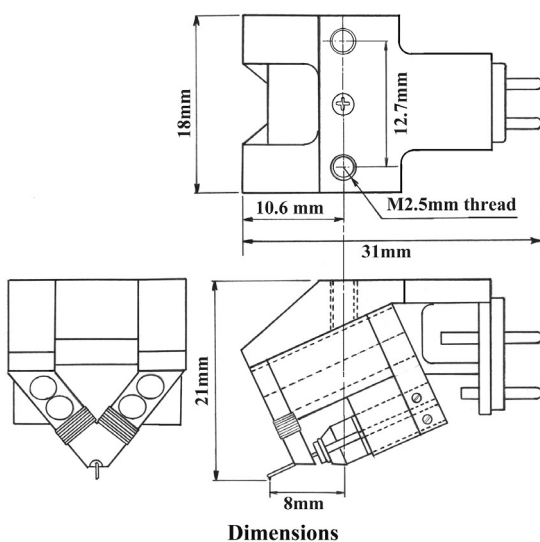
Please note that you should check "Absolute Phase" to your systems when you could not obtain a good result. Because XV-1t is a very sensitive cartridge to "Absolute Phase".



## ■ Stylus Cleaning

Keep your records clean. Dust causes record wear and sonic distortion. When cleaning the stylus use the soft brush supplied with the cartridge. Brush only from back to front to avoid damage to the stylus assembly. If a dark deposit like tan should appear on the stylus tip, always use the soft brush with a minimum amount of high quality stylus cleaning fluid. No-alcohol stylus cleaning fluid is recommended in a routine maintenance.

We do not recommend to use commercial cleaning vibrators.



## ■ Stylus Replacement and Warranty

Dynavector operate an exchange scheme for the XV-1t which entails rebuilding the cartridge. The rebuild includes replacing all moving parts, ie the cantilever and stylus assembly as well as the coils and suspension. This allows replacement stylus cost to be minimised.

To qualify for an exchange please return the cartridge to your dealer or national distributor.

The cartridge is guaranteed for a period of one year from date of purchase against electrical and mechanical defects excluding user's mishandling or abuse.

If there is any problem please consult your authorised dealer first for service. Should it prove necessary to return the cartridge to the factory, you should return the defective cartridge to your dealer or national distributor, together with the warranty card. Please keep your original packing for safe shipping.

## ■ Specifications

Type	: Low output moving coil cartridge with Multi alnico magnets and Flux Damper
Output voltage	: 0.35mV (at 1KHz, 5cm/sec.)
Frequency response	: 20 - 20,000Hz ( $\pm 1$ dB)
Channel separation	: 30 dB (at 1KHz)
Channel balance	: 1.0 dB (at 1KHz)
Compliance	: 10 mm/N
DC resistance	: R= 24 ohms
Stylus tip	: PF Line contact shape stylus radius: 7 x 30 micron
Cantilever	: 6mm length 0.3mm dia. solid boron with special armature
Recommended load	: more than 75 ohms
Tracking force	: 1.8 - 2.2 grams
Weight	: 12.0grmas



This product can be recycled. Products bearing this symbol must NOT be thrown away with normal household waste. At the end of the product's life, take it to a collection point designated for recycling of electrical and electronic devices. Find out more about return and collection points through your local authority.

The European Waste Electrical and Electronic Equipment (WEEE) Directive was implemented to dramatically reduce the amount of waste going to landfills, there by reducing the environmental impact on the planet and on human health. Please act responsibly by recycling used products. If this product is still useable, consider giving it away or selling it.

## Dynavector Systems Ltd.

16-15 Iwamoto-cho 2-chome Chiyoda-ku  
Tokyo 101-0032 Japan  
Phone +81(0)3-3861-4341 FAX +81(0)3-3862-1650  
<http://www.dynavector.com/>